

# AWP 150 S



## Short description

Exhaust air heat pump, with integrated solar heat exchanger and solar control, for low-energy houses with a living space up to approx. 130 m<sup>2</sup>

## Application examples

3-litre house, Apartment

Article number 0095.0053

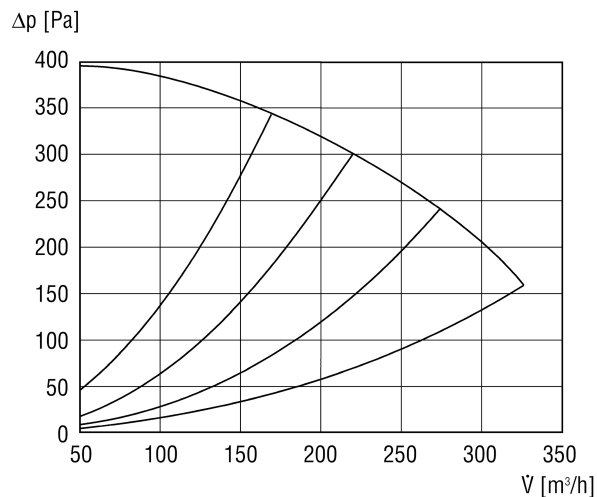
## Technical data

Air flow volume	50 m <sup>3</sup> /h / 200 m <sup>3</sup> /h
Minimum air flow volume	125 m <sup>3</sup> /h
Maximum pressing	270 Pa
Power module rated voltage	400 V
Control unit rated voltage	230 V
Maximum power consumption	8.600 W
Power consumption of fan	50 W
I <sub>max</sub>	17,5 A
WP starting current	10 A
Degree of protection	IP 20
Electrical reheating and compressor fuse protection	20gl A
Transformer and control fuse protection	16gl A
Housing material	Sheet steel, galvanised
Colour	Silver grey
Weight (empty)	212 kg
Weight (filled)	498 kg
Weight including packaging	214 kg
Storage tank size	290
Ventilation ducts connection diameter	160 mm
Heating connection diameter	22 mm (outside)
Hot water connection diameter	22 mm (outside)
Circulation connection diameter	1/2 (outside)
Connection diameter of condensation drain	12 (hose)
Heat exchanger connection diameter	1 (outside)
Width	702 mm
Height	1.990 mm
Depth	780 mm
Width with packaging	770 mm
Height with packaging	2.100 mm

# AWP 150 S

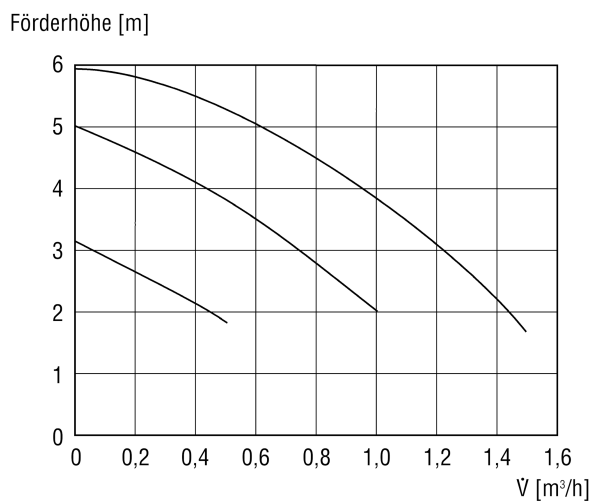
Depth with packaging	800 mm
Heater power rating (electr. hot water re-heating)	1.500 W
Heater power rating (heat pump)	1.500 W
Temperature distribution with only WP operation	3 K
Minimum heating volume flow	400 l/h
WP working index, in accordance with EN 255, Part 3 (COP(1))	4,1
WP power index, in accordance with EN 225, Part 2 (COP)	4
Heat pump	Air/water
WP heating power and electrical reheating	8,1 W
Coolant	R 134 a
Capacity (coolant)	1.000 g
Hot water heat-up time from 15°C to 55°C with WP	10,1 h
Available pressure difference at the circulation pump, at speed level 1	0,02 MPa / 0,04 MPa / 0,05 MPa
Permitted cooling circuit operating pressure	2,34 MPa
Permitted heating circuit operating pressure	0,3 MPa
Permitted hot water operating pressure	0,6 MPa
Exhaust air lower application limit	15 °C
Storage tank size	290
Packing unit	1 piece
Range	K
GTIN (EAN)	4012799950530

## Characteristic curve Fan characteristic curve at maximum speed

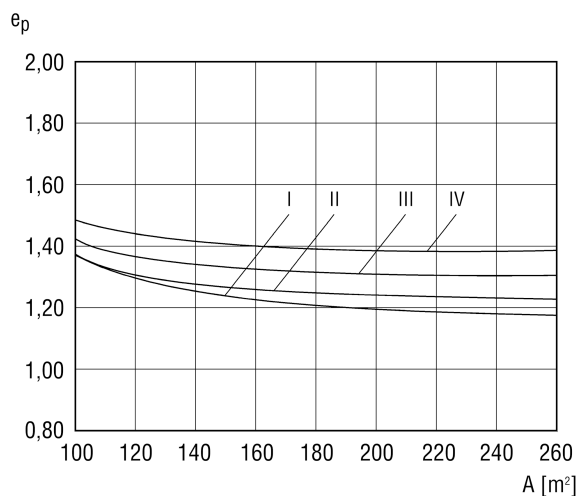


# AWP 150 S

## Characteristic curve Heating characteristic curve



## Characteristic curve



I -  $Q_h = 30 \text{ kWh}/(\text{m}^2\text{a})$

II -  $Q_h = 40 \text{ kWh}/(\text{m}^2\text{a})$

III -  $Q_h = 50 \text{ kWh}/(\text{m}^2\text{a})$

IV -  $Q_h = 60 \text{ kWh}/(\text{m}^2\text{a})$

### Heating system

Transfer: 2 K radiant panel heating with individual room control

Storage: no storage

Distribution: heated, interior, 35°C / 28°C , controlled pump

Generation: Exhaust air - water heat pump

### Heated drinking water

Storage: Indirectly heated storage tank within thermal sleeve

Distribution: Central within the building, without circulation, horizontal distribution within the thermal sleeve

Generation: Drinking water heating pump, exhaust air - drinking water and direct, electrical and solar panels

Taken into account: 12.5 kWh/(m²a)

### Ventilation

Transfer: Ventilation system with an exhaust air temperature of less than 20°C

Distribution: Exhaust air system with supply air elements, DC fans

Generation: -

# AWP 150 S

Dimensioned drawing [mm]

