


DZQ 30/2 B



Short description

Axial wall fan with square wall plate, DN 300, three-phase AC

Application examples

Production facility, Commercial premises, Garage, Building container, Storage facility

Article number 0083.0121

Technical data

Model	Square wall plate
Air flow volume	3.640 m ³ /h
Air volume _{nom}	2.520 m ³ /h (in opt. efficiency)
Pressure p _{fs, nom}	190 Pa (in opt. efficiency)
Rotating speed n _{nom}	2.810 1/min (in opt. efficiency)
Rotating speed	2.851 1/min
Impeller type	axial
Speed controllable	✓
Reversing capacity	✓
Type of voltage	Three-phase AC
Rated voltage	400 V
Frequency	50 Hz
Nominal output	375 W (in opt. efficiency)
I _{nom}	0,85 A (in opt. efficiency)
I _{max}	1,1 A
Degree of protection	IP 55
Insulation class	B
Pole-changeable	–
Mains cable	7 x 1,5 mm ²
Installation site	Wall / Ceiling
Type of installation	Surface-mounted
Installation position	horizontal / vertical
Material	Sheet steel, galvanised
Colour	Silver
Weight	11,57 kg
Weight including packaging	13,08 kg
Nominal size	300 mm
Width	465 mm
Height	465 mm

DZQ 30/2 B

Depth	279 mm
Width with packaging	480 mm
Height with packaging	480 mm
Depth with packaging	320 mm
Airstream temperature at nominal current	60 °C
Airstream temperature at I_{Max}	-20 °C up to 60 °C
Packing unit	1 piece
Range	C
GTIN (EAN)	4012799831211

Technical data according to ErP in Best Efficiency Point (BEP)

Total efficiency η	35,6 %
Measurement category	A
Efficiency category	static
Efficiency level N	44,6
VSD necessary	No
Year of manufacture	see rating plate
Manufacturer's name / official registration number / manufacturer's place of establishment	Maico Elektroapparate-Fabrik GmbH / Freiburg registration court, HRB 601233 / Villingen-Schwenningen
Art. No.	0083.0121
P_{BEP} / Air volume $_{BEP}$ / $P_{fs, BEP}$	0,375 kW / 2.520 m ³ /h / 191 Pa
η_{BEP}	2.810 1/min
Specific ratio	≈ 1
Information about dismantling and disposal	see mounting instructions
Information about installation, operation and repairs	see mounting instructions
Objects used to measure efficiency which are not described by the measurement category	-
Sound power level $_{L_{WA7}}$	88 dB(A)

Sound power level in octave range

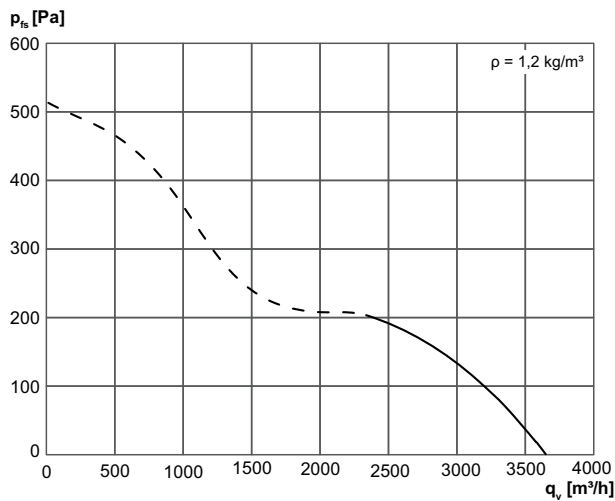
	63 Hz	125 Hz	250 Hz	500 Hz	1 kHz	2 kHz	4 kHz	8 kHz	Total
$L_{WA7, S1}$ (dB(A))	-	-	-	-	-	-	-	-	73
$L_{WA7, S2}$ (dB(A))	-	-	-	-	-	-	-	-	80
$L_{WA7, S3}$ (dB(A))	-	-	-	-	-	-	-	-	83
$L_{WA7, S4}$ (dB(A))	-	-	-	-	-	-	-	-	87
$L_{WA7, S5}$ (dB(A))	41	52	71	81	84	84	78	70	88

DZQ 30/2 B

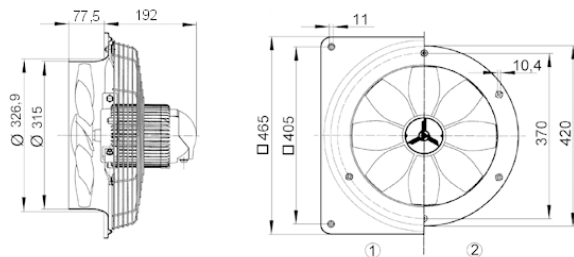
	63 Hz	125 Hz	250 Hz	500 Hz	1 kHz	2 kHz	4 kHz	8 kHz	Total
L_{WA8, S1} (dB(A))	-	-	-	-	-	-	-	-	78
L_{WA8, S2} (dB(A))	-	-	-	-	-	-	-	-	83
L_{WA8, S3} (dB(A))	-	-	-	-	-	-	-	-	84
L_{WA8, S4} (dB(A))	-	-	-	-	-	-	-	-	88
L_{WA8, S5} (dB(A))	62	69	72	82	83	85	83	80	90

L_{WA7}= housing and free inlet sound power level in dB.
 L_{WA8}= housing and free outlet sound power level in dB.

Characteristic curve



Dimensioned drawing [mm]



- ① Steel wall plate = EZQ/DZQ version
 - ② Steel wall ring = EZS/DZS version
- The air flow direction is marked.
 Standard exhaust air mode, air flow direction with air drawn across motor.