


EZF 25/4 E



Short description

Axial built-in wall fan for flush-mounted installation, DN250, single-phase AC

Application examples

Changing room, Foreman's office, Restaurant, Garage, Fitness room

Article number 0085.0486

Technical data

Model	Wall sleeve
Air flow volume	800 m ³ /h
Rotating speed	1.280 1/min
Impeller type	axial
Speed controllable	✓
Reversing capacity	–
Type of voltage	Alternating current
Rated voltage	230 V
Frequency	50 Hz
Nominal output	40 W
Power consumption	50 W
I _{nom}	0,28 A
I _{max}	0,3 A
Degree of protection	IP 54
Insulation class	E
Mains cable	3 x 1,5 mm ²
Installation site	Wall / Ceiling
Type of installation	Recessed-mounted
Installation position	horizontal / vertical
Material	Sheet steel, galvanised
Colour	Silver
Weight	3,85 kg
Weight including packaging	4,68 kg
Nominal size	250 mm
Width	320 mm
Height	320 mm
Depth	240 mm
Width with packaging	330 mm
Height with packaging	435 mm

EZF 25/4 E

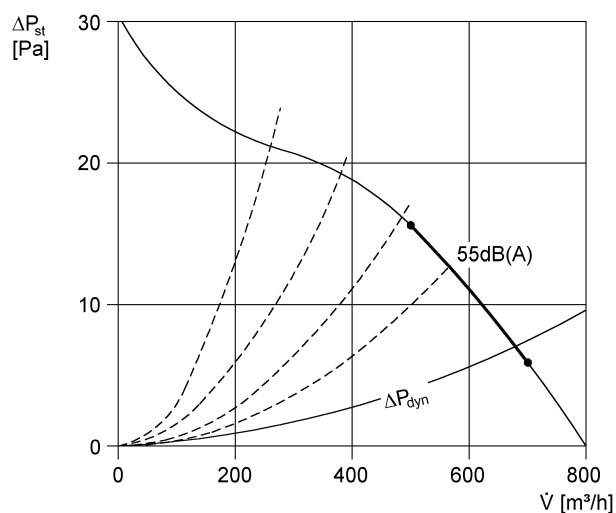
Depth with packaging	420 mm
Airstream temperature at nominal current	-20 °C up to 50 °C
Airstream temperature at I _{Max}	-20 °C up to 50 °C
Packing unit	1 piece
Range	C
GTIN (EAN)	4012799854869

Sound power level in octave range

	63 Hz	125 Hz	250 Hz	500 Hz	1 kHz	2 kHz	4 kHz	8 kHz	Total
L_{WA7, S5} (dB(A))	25	47	50	54	53	53	46	34	59

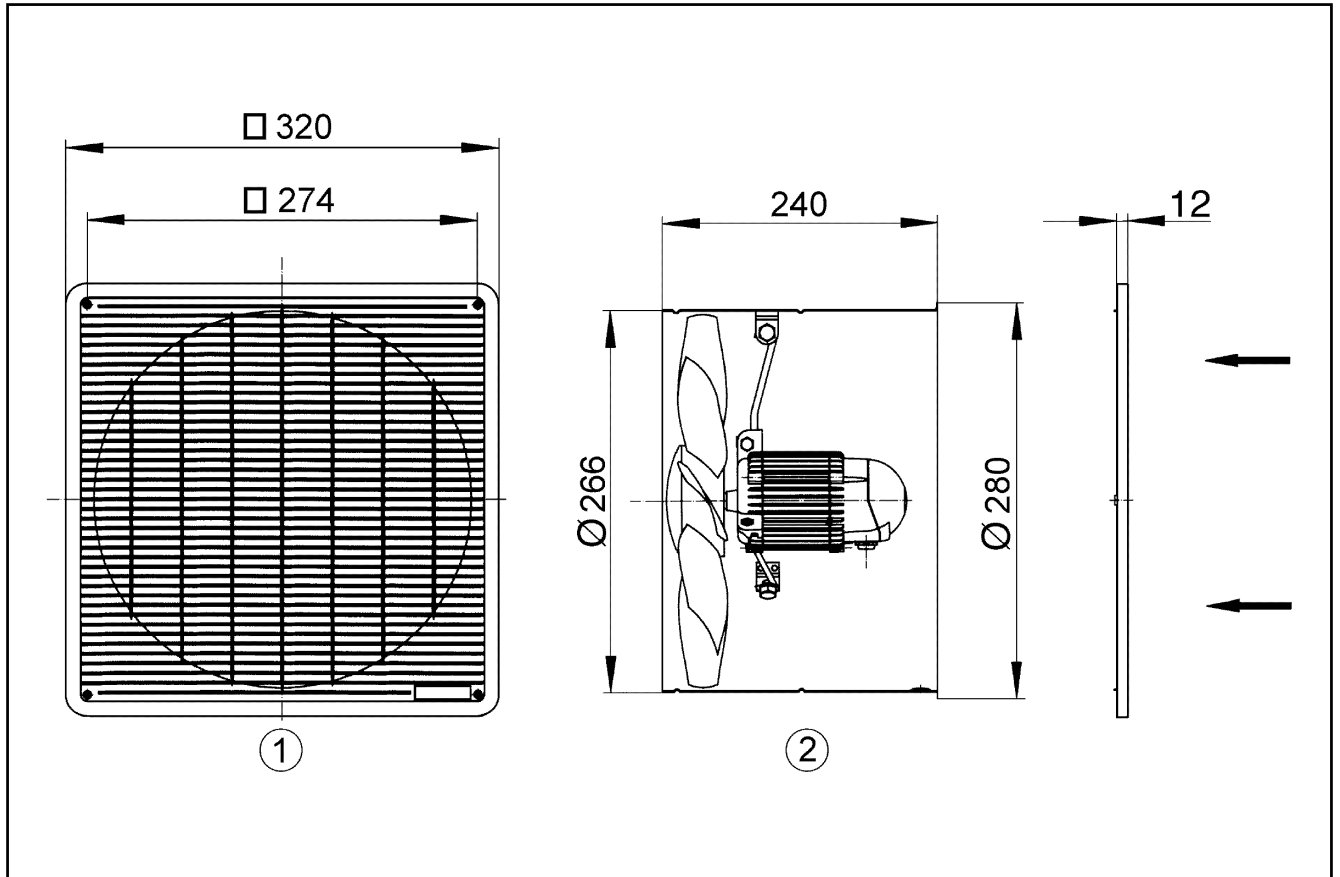
L_{WA7}= housing and free inlet sound power level in dB.

Characteristic curve



EZF 25/4 E

Dimensioned drawing [mm]



- ① Protective grille on intake side
- ② Air flow direction with air drawn across the motor