


# EZF 30/6 B



## Short description

Axial built-in wall fan for flush-mounted installation, DN300, single-phase AC

## Application examples

Changing room, Foreman's office, Restaurant, Garage, Fitness room

Article number 0085.0053

## Technical data

Model	Wall sleeve
Air flow volume	1.100 m <sup>3</sup> /h
Rotating speed	930 1/min
Impeller type	axial
Speed controllable	✓
Reversing capacity	✓
Type of voltage	Alternating current
Rated voltage	230 V
Frequency	50 Hz
Nominal output	60 W
Power consumption	60 W
I <sub>nom</sub>	0,3 A
I <sub>max</sub>	0,33 A
Degree of protection	IP 55
Insulation class	B
Mains cable	3 x 1,5 mm <sup>2</sup>
Installation site	Wall / Ceiling
Type of installation	Recessed-mounted
Installation position	horizontal / vertical
Material	Sheet steel, galvanised
Colour	Silver
Weight	6,54 kg
Weight including packaging	7,33 kg
Nominal size	300 mm
Width	365 mm
Height	365 mm
Depth	300 mm
Width with packaging	425 mm
Height with packaging	430 mm

# EZF 30/6 B

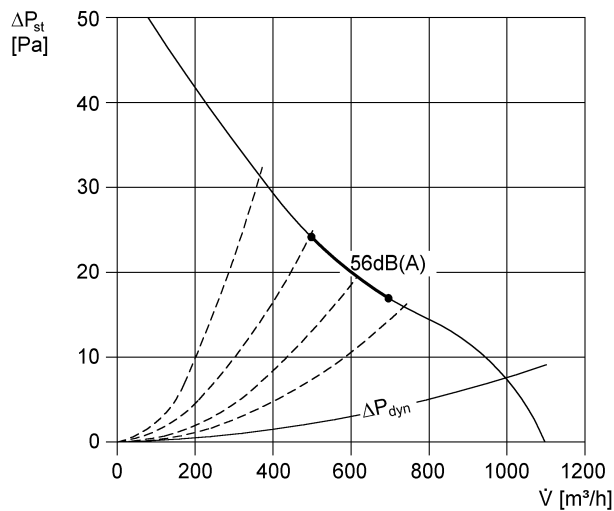
Depth with packaging	330 mm
Airstream temperature at nominal current	60 °C
Airstream temperature at I <sub>Max</sub>	-20 °C up to 60 °C
Packing unit	1 piece
Range	C
GTIN (EAN)	4012799850533

## Sound power level in octave range

	63 Hz	125 Hz	250 Hz	500 Hz	1 kHz	2 kHz	4 kHz	8 kHz	Total
<b>L<sub>WA7, S5</sub></b> <b>(dB(A))</b>	26	46	54	57	52	52	45	32	60

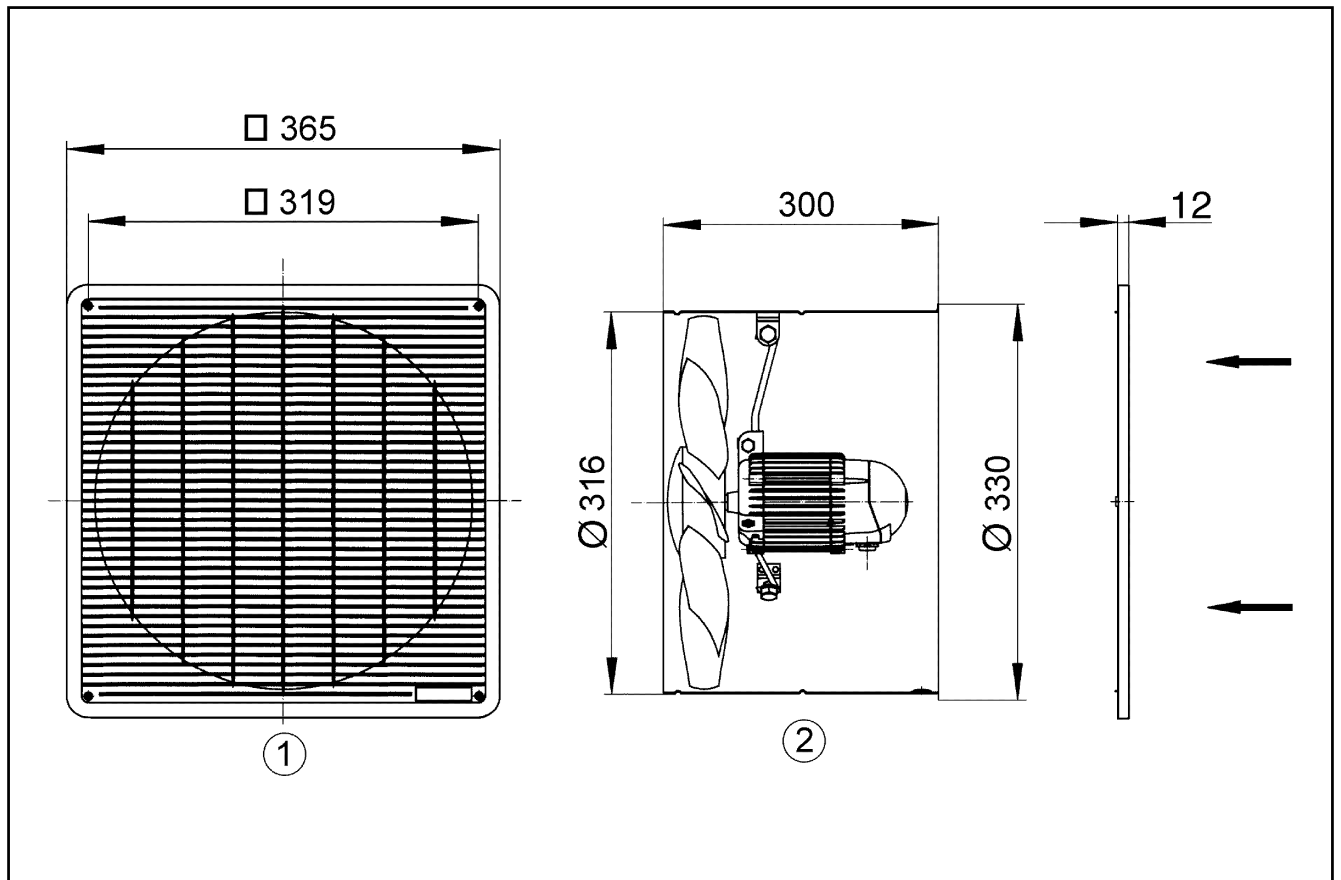
L<sub>WA7</sub>= housing and free inlet sound power level in dB.

## Characteristic curve



# EZF 30/6 B

Dimensioned drawing [mm]



- ① Protective grille on intake side
- ② Air flow direction with air drawn across the motor