


EZQ 25/4 E



Short description

Axial wall fan with square wall plate, DN 250, single-phase AC

Application examples

Production facility, Commercial premises, Garage, Building container, Storage facility

Article number 0083.0486

Technical data

Model	Square wall plate
Air flow volume	800 m ³ /h
Rotating speed	1.280 1/min
Impeller type	axial
Speed controllable	✓
Reversing capacity	–
Type of voltage	Alternating current
Rated voltage	230 V
Frequency	50 Hz
Nominal output	40 W
I _{nom}	0,25 A
I _{max}	0,28 A
Degree of protection	IP 54
Insulation class	B
Pole-changeable	–
Installation site	Wall / Ceiling
Type of installation	Surface-mounted
Installation position	horizontal / vertical
Material	Sheet steel, galvanised
Colour	Silver
Weight	4,17 kg
Weight including packaging	5,11 kg
Nominal size	250 mm
Width	400 mm
Height	400 mm
Depth	176 mm
Width with packaging	415 mm
Height with packaging	415 mm
Depth with packaging	310 mm

EZQ 25/4 E

Airstream temperature at nominal current	-20 °C up to 50 °C
Airstream temperature at I _{Max}	-20 °C up to 50 °C
Packing unit	1 piece
Range	C
GTIN (EAN)	4012799834861

Sound power level in octave range

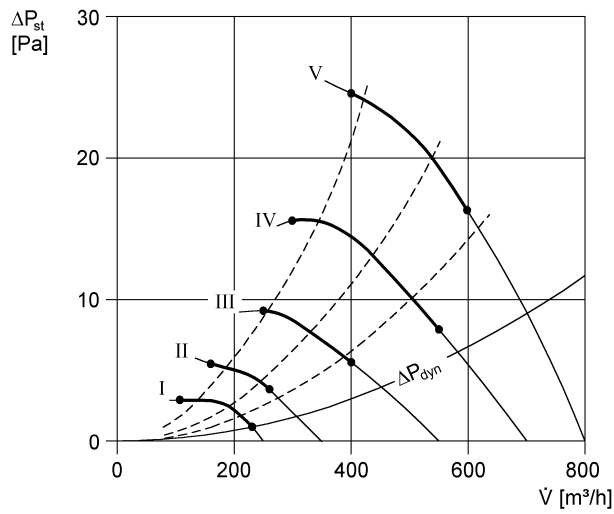
	63 Hz	125 Hz	250 Hz	500 Hz	1 kHz	2 kHz	4 kHz	8 kHz	Total
L_{WA7, S1} (dB(A))	9	25	23	26	23	17	10	7	31
L_{WA7, S2} (dB(A))	16	32	30	34	34	31	20	3	40
L_{WA7, S3} (dB(A))	19	38	37	42	43	43	35	22	48
L_{WA7, S4} (dB(A))	19	43	41	49	51	52	46	33	56
L_{WA7, S5} (dB(A))	22	50	45	52	55	57	52	40	61
L_{WA8, S1} (dB(A))	17	26	23	25	23	16	5	9	31
L_{WA8, S2} (dB(A))	21	31	29	33	33	29	18	4	38
L_{WA8, S3} (dB(A))	18	40	37	41	43	42	35	20	48
L_{WA8, S4} (dB(A))	22	44	42	49	51	52	47	35	56
L_{WA8, S5} (dB(A))	25	51	45	52	55	57	54	48	61

L_{WA7}= housing and free inlet sound power level in dB.

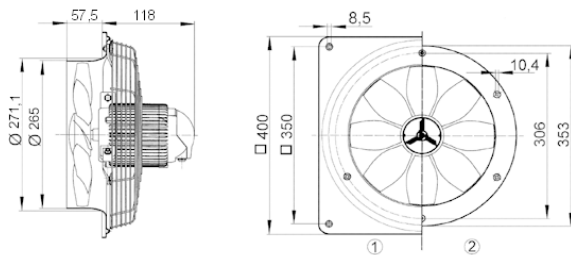
L_{WA8}= housing and free outlet sound power level in dB.

EZQ 25/4 E

Characteristic curve



Dimensioned drawing [mm]



- ① Steel wall plate = EZQ/DZQ version
 - ② Steel wall ring = EZS/DZS version
- The air flow direction is marked.
Standard exhaust air mode, air flow direction with air drawn across motor.