


# KW-FL 16/2E



## Short description

Outgoing air wall connection, DN 160, brushed stainless steel

## Application examples

Single-family house, Multiple family unit, New build, Redevelopment

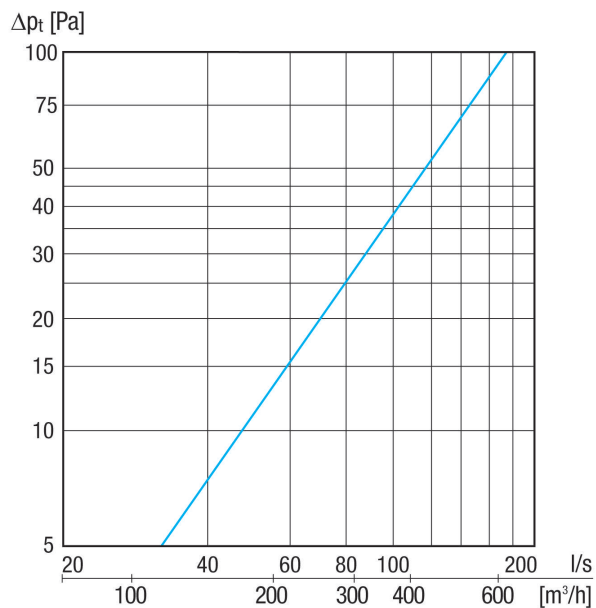
Article number 0152.0106

## Technical data

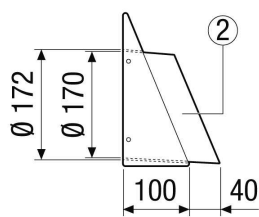
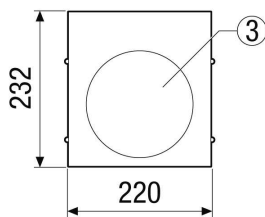
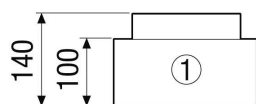
Air direction	Air extraction
Installation site	Outside wall
Material	Stainless steel (V2A)
Colour	Stainless steel, brushed
Weight	1,5 kg
Weight including packaging	1,75 kg
Nominal size	160 mm
Width	220 mm
Height	232 mm
Depth	100 mm
Width with packaging	250 mm
Height with packaging	250 mm
Depth with packaging	210 mm
Packing unit	1 piece
Range	K
GTIN (EAN)	4012799521068

# KW-FL 16/2E

## Characteristic curve



## Dimensioned drawing [mm]



- ① View from below
- ② Side view (outgoing air socket)
- ③ Front view - outgoing air socket