


KW-FL 20/2E



Short description

Outgoing air wall connection, DN 200, brushed stainless steel

Application examples

Single-family house, Multiple family unit, New build, Redevelopment

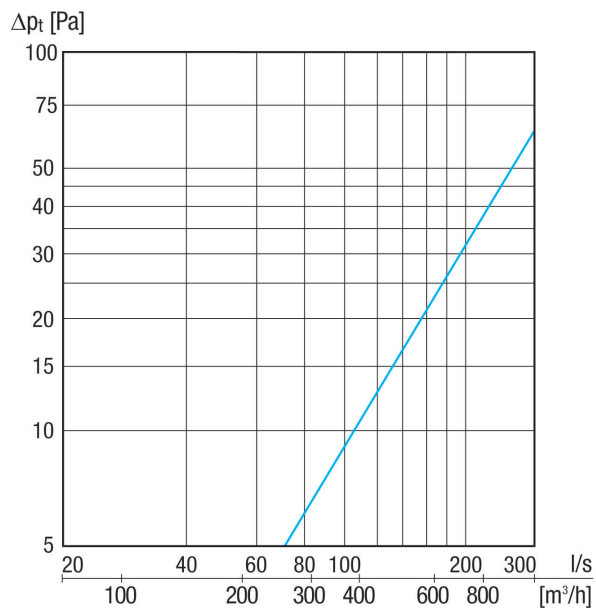
Article number 0152.0110

Technical data

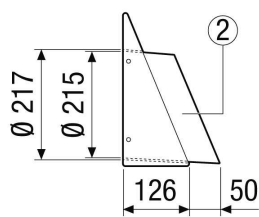
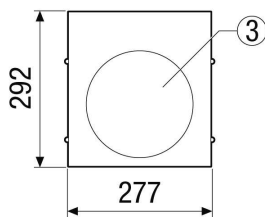
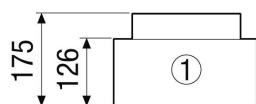
Air direction	Air extraction
Installation site	Outside wall
Material	Stainless steel (V2A)
Colour	Stainless steel, brushed
Weight	1,7 kg
Weight including packaging	2 kg
Nominal size	200 mm
Width	280 mm
Height	292 mm
Depth	126 mm
Width with packaging	320 mm
Height with packaging	315 mm
Depth with packaging	245 mm
Packing unit	1 piece
Range	K
GTIN (EAN)	4012799521105

KW-FL 20/2E

Characteristic curve



Dimensioned drawing [mm]



- ① View from below
- ② Side view (outgoing air socket)
- ③ Front view - outgoing air socket