

# geniovent.x 600 H W-G-K1



## Short description

Decentralised RLT air handling unit with very good heat recovery. With cross-counterflow heat exchanger and pre-heating register, outside and outgoing air connections on the rear, supply air via rectangular duct, exhaust air on unit, exhaust air side and electrical side covered with panels. CO2 sensor integrated in unit. With app for mobile unit control system

## Application examples

Classroom, Day-care centre, Office, Doctor's practice, Shops

Article number 0041.0203

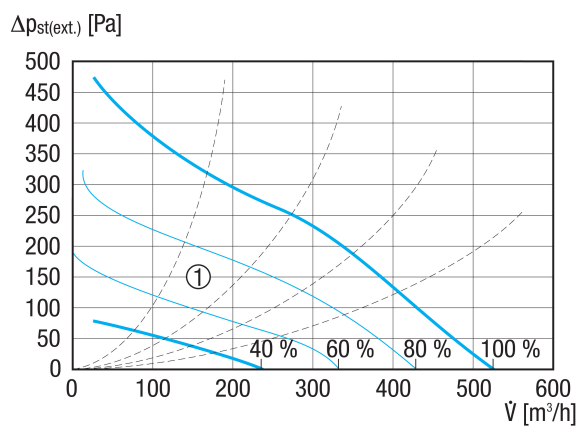
## Technical data

Model	W = Outside air and outgoing air connections to the rear of the wall / G = Counterflow heat exchanger / K1=combined solution: Supply air via rectangular duct, exhaust air via grille
Air flow volume	200 m <sup>3</sup> /h / 540 m <sup>3</sup> /h
SFP value	0,21 W/(m <sup>3</sup> /h)
Type of voltage	Alternating current
Rated voltage	230 V
Frequency	50 Hz
Nominal output	84 W
Stand-by power consumption	< 1 W
I <sub>max</sub>	14 A
Degree of protection	IP 40
Installation site	Inside
Material	Sheet steel, galvanised
Housing material	Sheet steel, galvanised
Heat exchanger material	Synthetic material
Inner coating material	PUR foam with closed-cell surface
Colour	Pure white, similar to RAL 9010
Weight	200 kg
Weight including packaging	250 kg
Filter class	ISO ePM1 50-65% (F7) / ISO ePM10 60% (M5)
Connection diameter	250 mm
Connection diameter of condensation drain	7 mm (inside), 10 mm (outside)
Width	1.579 mm
Height	473 mm
Depth	869 mm
Width with packaging	2.070 mm
Height with packaging	950 mm
Depth with packaging	1.020 mm

# geniovent.x 600 H W-G-K1

Airstream temperature at I <sub>Max</sub>	-15 °C up to 60 °C
Ambient temperature	10 °C up to 40 °C
Max. degree of heat provision in accordance with DIN EN 13141-7 (A7)	91 %
Heat exchanger construction type	Counter current
Bypass	Yes
Frost protection	integrated 1.5 kW
Enthalpy heat exchanger	No
Antifreeze circuit	Yes
Filter monitoring	with time control
CO <sub>2</sub> regulation (optional)	integrated
Air quality control (optional)	VOC sensor for geniovent.x
Outside air shutters, automatic closing	integrated
KNX connection (optional)	K-SM
MODBUS interface	integrated
BACnet interface	integrated
Ethernet interface	integrated
Control unit included in scope of delivery.	RB-ZF4
Control unit (optional)	RLS T1 SYS
EnOcean wireless integration (optional)	E-SM
Sound pressure level	35 dB(A)
Packing unit	1 piece
Range	X
GTIN (EAN)	4012799412038

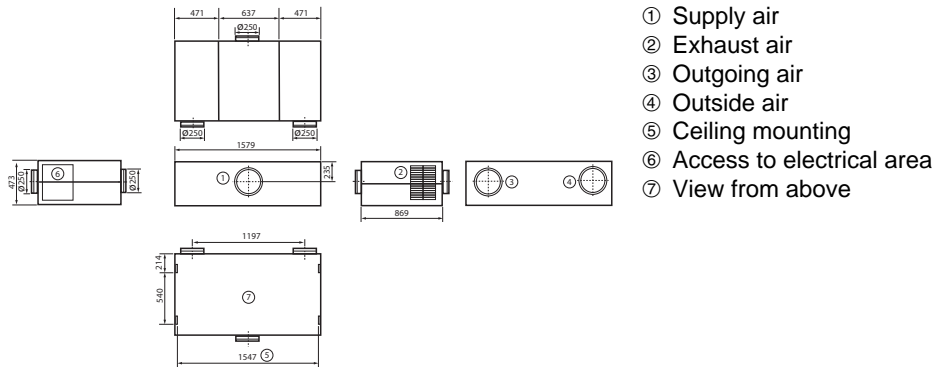
## Characteristic curve



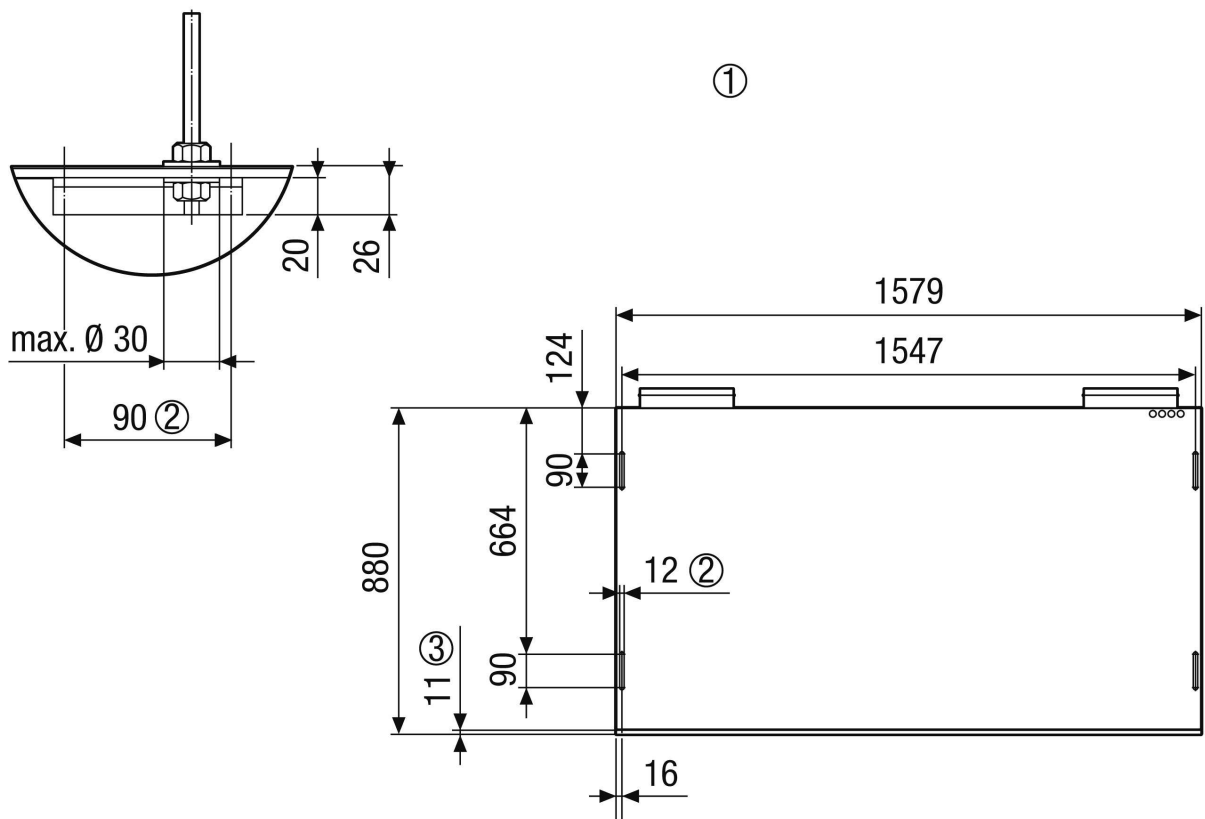
① Configuration range

# geniovent.x 600 H W-G-K1

Dimensioned drawing [mm]



Dimensioned drawing [mm]



- ① Ceiling mounting geniovent.x 600 HW. View of the unit from the ceiling
- ② Slotted hole, intended for ceiling mounting, e.g. using M10 threaded rod.
- ③ Panels