

geniovent.x 900 H D-E-K2



Short description

Decentralised RLT air handling unit with very good heat recovery. With enthalpy heat exchanger, upwards outside and outgoing air connections, exhaust air via rectangular duct, supply air on unit, supply air side and electrical side covered with panels. CO2 sensor integrated in unit. With app for mobile unit control system

Application examples

Classroom, Day-care centre, Office, Doctor's practice, Shops

Article number 0041.0239

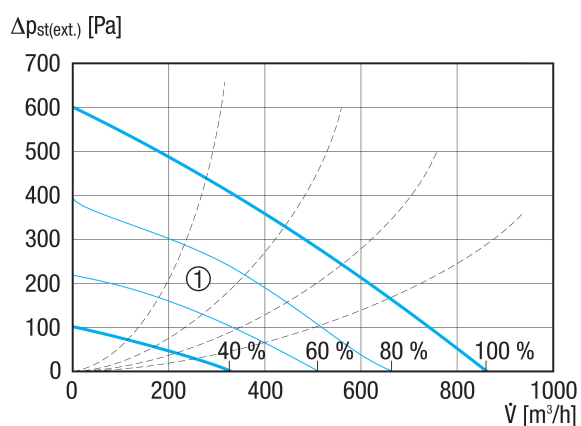
Technical data

Model	D=Outside air and outgoing air connections upwards to the ceiling / E=Enthalpy heat exchanger / K2=combined solution: Exhaust air via rectangular duct, supply air via grille
Air flow volume	250 m ³ /h / 870 m ³ /h
SFP value	0,2 W/(m ³ /h)
Type of voltage	Alternating current
Rated voltage	230 V
Nominal output	122 W
Stand-by power consumption	< 1 W
I _{max}	15 A
Degree of protection	IP 40
Installation site	Inside
Material	Sheet steel, galvanised
Housing material	Sheet steel, galvanised
Heat exchanger material	Synthetic material
Inner coating material	PUR foam with closed-cell surface
Colour	Pure white, similar to RAL 9010
Weight	210 kg
Weight including packaging	260 kg
Filter class	ISO ePM1 50-65% (F7) / ISO ePM10 60% (M5)
Connection diameter	315 mm
Width	1.982 mm
Height	473 mm
Depth	880 mm
Width with packaging	2.070 mm
Height with packaging	950 mm
Depth with packaging	1.020 mm
Airstream temperature at I _{Max}	-15 °C up to 60 °C
Ambient temperature	10 °C up to 40 °C

geniovent.x 900 H D-E-K2

Max. degree of heat provision in accordance with DIN EN 13141-7 (A7)	80,2 %
Heat exchanger construction type	Enthalpy
Humidity recovery with enthalpy heat exchanger in accordance with DIN EN 13141-7 (A2)	66 %
Bypass	Yes
Frost protection	optional
Enthalpy heat exchanger	Yes
Antifreeze circuit	Yes
Filter monitoring	with time control
CO ₂ regulation (optional)	integrated
Air quality control (optional)	VOC sensor for geniovent.x
Outside air shutters, automatic closing	integrated
KNX connection (optional)	K-SM
MODBUS interface	integrated
BACnet interface	integrated
Ethernet interface	integrated
Control unit included in scope of delivery.	RB-ZF4
Control unit (optional)	RLS T1 SYS
EnOcean wireless integration (optional)	E-SM
Sound pressure level	35 dB(A)
Packing unit	1 piece
Range	X
GTIN (EAN)	4012799412397

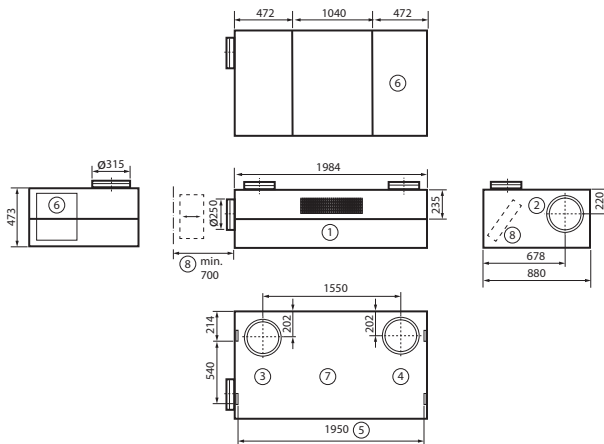
Characteristic curve



① Configuration range

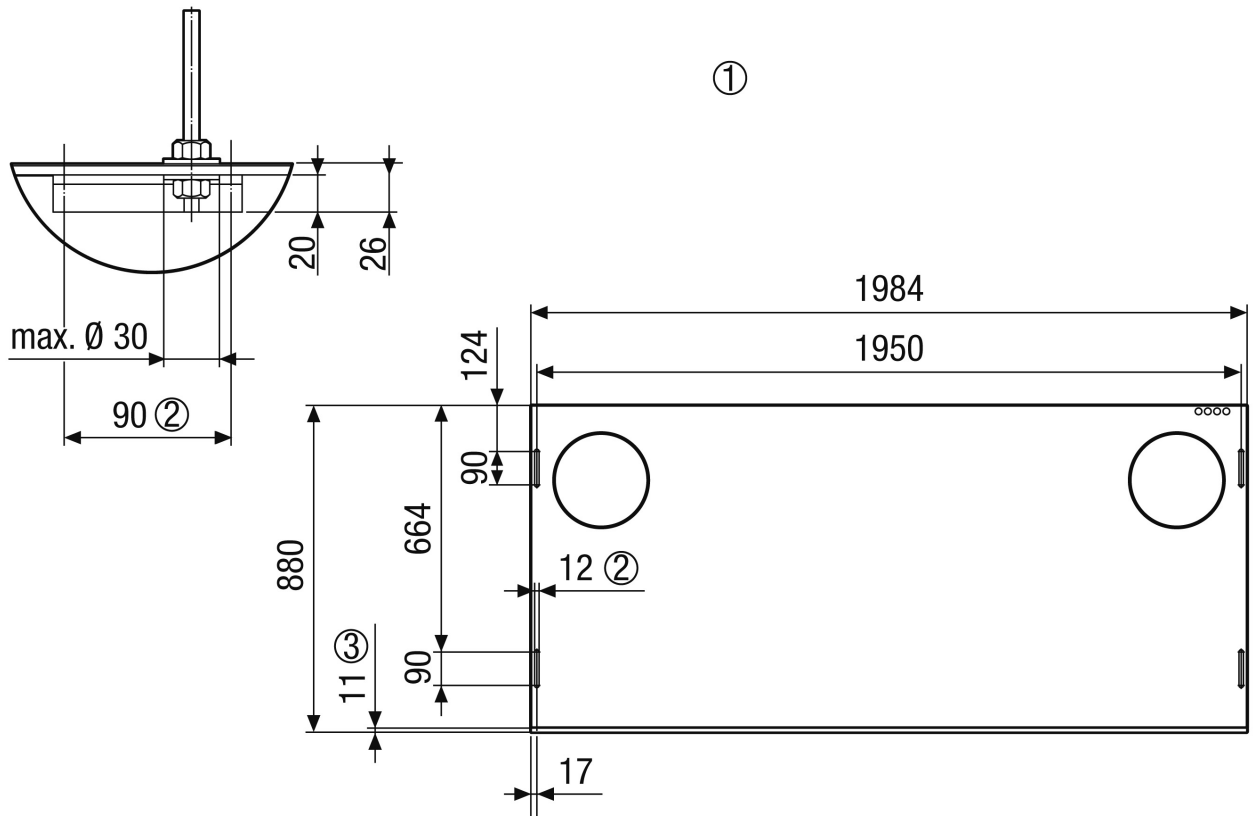
geniovent.x 900 H D-E-K2

Dimensioned drawing [mm]



- ① Supply air
- ② Exhaust air
- ③ Outside air
- ④ Outgoing air
- ⑤ Ceiling mounting
- ⑥ Access to electrical area
- ⑦ View from above
- ⑧ Access for filter change (maintain a distance of at least 700 mm from the wall)
- ⑨

Dimensioned drawing [mm]



- ① Ceiling mounting geniovent.x 900 HD. View of the unit from the ceiling
- ② Slotted hole, intended for ceiling mounting, e.g. using M10 threaded rod
- ③ Panels

geniovent.x 900 H D-E-K2

