

INSTALLATION INSTRUCTIONS



MF-WL125 80/200

MAICOFlex – The intelligent all-in-one duct system from MAICO

Well being and comfort at home – these keywords sum up the priorities of selecting a suitable ventilation system. If a home has no ventilation system, not only is the air affected by bad smells, tobacco smoke, harmful substances and mould, but the health and quality of life of the people living there is also impacted on.

Energy-efficient controlled domestic ventilation units from MAICO give you a pleasant and fresh climate in all rooms. Spent and dirty air is extracted from the kitchen, bathroom and WC, replaced by fresh outside air and supplied to the living areas. Yes, it's that easy to turn your four walls into an oasis of comfort!

The MAICOFlex flexible ventilation duct system offers an all-in-one solution for new builds or redevelopments. The system consists of distributors, adaptors, supply air and exhaust air valves and flexible ducts in three different nominal sizes. The system is rounded off by an appropriate MAICO ventilation unit.

The MAICOFlex flexible ventilation duct system in new builds



We recommend the 63 mm duct, that is especially stable and resistant to deformation, for new builds.

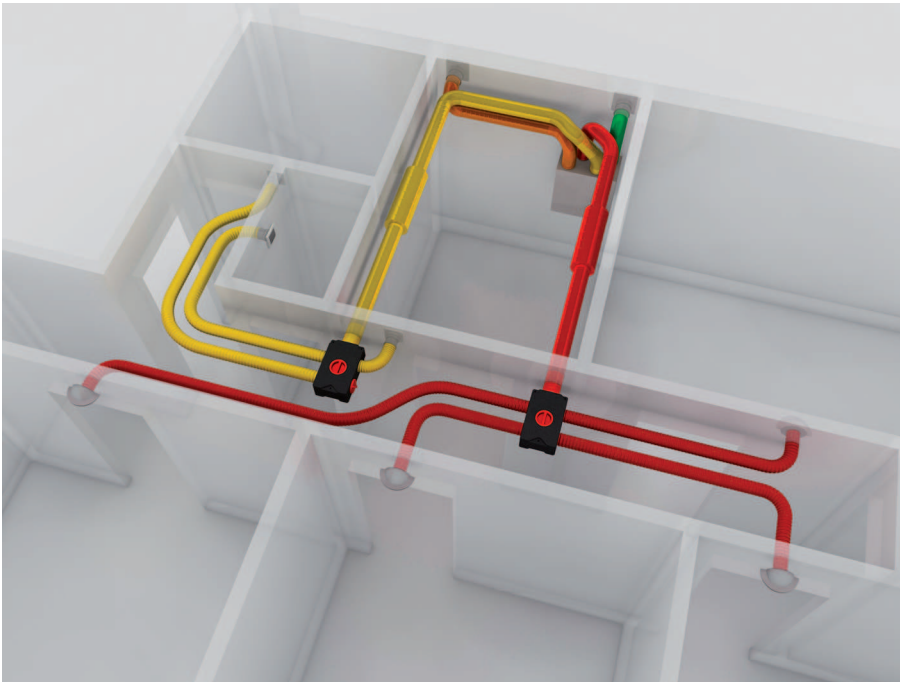
- The ducts are laid directly in concrete and are secured to the concrete floor's steel reinforcement using cable clips.
- The distributor is fitted to the wall above the ceiling.

The MAICO flex flexible ventilation duct system in case of redevelopment

- Duct sizes 75 mm and 90 mm can well be used in case of redevelopment.
- The flexible ducts are laid in suspended ceilings.
- The ducts are attached using clips which quickly and easily snap in with a click.
- The distributor is also integrated in the suspended ceiling.

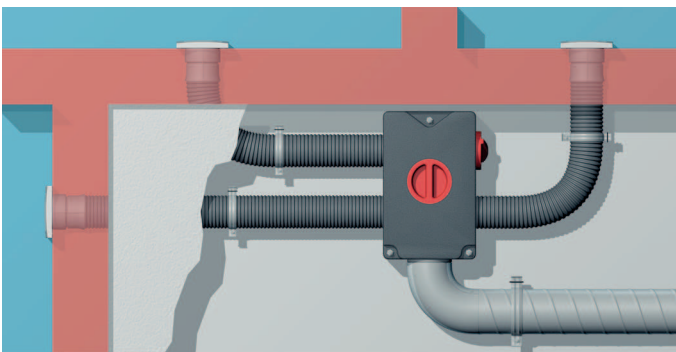
INSTALLATION INSTRUCTIONS

MF-WL125 80/200



Overview of the MAICOFlex flexible ventilation duct system

- Saves time and money because installation takes much less time than it would with a standard ventilation solution.
- Optimum hygienic conditions thanks to simple cleaning option and the smooth inner wall of the duct which prevents dirt from being deposited.
- All system components available from one source.
- Flexible laying due to high bending strength of ducts.




The two central components of the MAICOFlex system

Advantages of the MF-V air distributor

- "Installed with a click" - the clever 360° sealing lip guarantees rapid attachment of the MF-F flexible ducts and reliable seal integrity.
- Unit ducting can be connected up in 3 places: top, bottom, front. This makes flexible planning and installation possible.
- Quick and easy cleaning: unscrew service cover and screw in vacuum cleaner adaptor.
- Distributor for 3 duct sizes: 63 / 75 / 90 mm
- Easy to attach distributor to ceiling with the help of threaded rods.


INSTALLATION INSTRUCTIONS

MF-WL125 80/200



Advantages of the MF-A adaptor

- “Installed with a click” - thanks to the intelligent click principle, the adaptor is quickly linked to the MF-F flexible duct. Slide in - click - done!
- The three common duct sizes can be connected up: 63 / 75 / 90 mm.



Installation information for installation brackets, slide-in adaptors

The brackets are installed and the flexible ducts connected as follows:

- Drill core holes for brackets [4]
- Use adhesive tape [6] to fix slide-in adaptor [3] to bracket [4]
- Position bracket on delicate cover and secure with punched tape if necessary
- Fit sealing ring [2] on flexible duct. Position sealing ring in second groove of flexible duct [1]
- Connect flexible duct [1] with slide-in adaptor [3]. A suitable lubricant can be used to assist with installation [5]
- Label the flexible ducts / brackets to avoid confusion

INSTALLATION INSTRUCTIONS

MF-WL125 80/200



- 1 - MF-F flexible duct
- 2 - MF-FDR seal ring
- 3 - MF-WE slide-in adaptor
- 4 - MF-WL bracket
- 5 - Use lubricant when installing sealing ring
- 6 - Use adhesive tape to fix slide-in adaptor to bracket