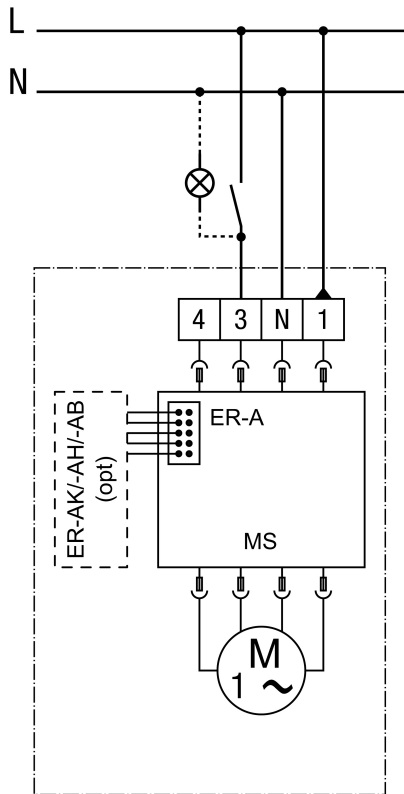


# WIRING DIAGRAM

## ER-A

Connection variant 1, full load for ER-A, ER-AK, ER-AH, ER-AB, ER-AK NFC, ER-AH NFC, ER-AB NFC



opt - optional

MS - motor control

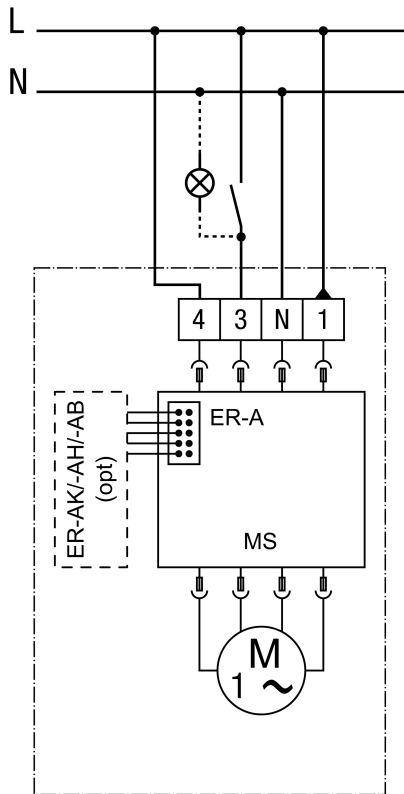
Full load can be switched, no base load operation

Connection is made in the housing

# WIRING DIAGRAM

## ER-A

Connection variant 2, base load/full load for ER-A, ER-AK, ER-AH, ER-AB, ER-AK NFC, ER-AH NFC, ER-AB NFC



opt - optional

MS - motor control

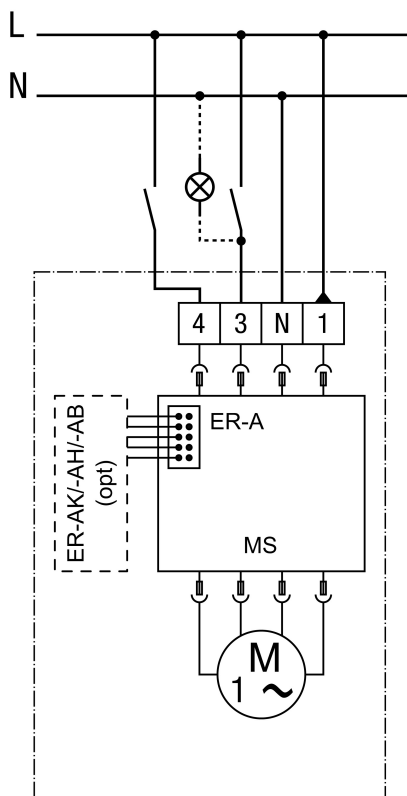
Full load can be switched with permanent base load

Connection is made in the housing

# WIRING DIAGRAM

## ER-A

Connection variant 3, base load/full load for ER-A, ER-AK, ER-AH, ER-AB, ER-AK NFC, ER-AH NFC, ER-AB NFC



opt - optional

MS - motor control

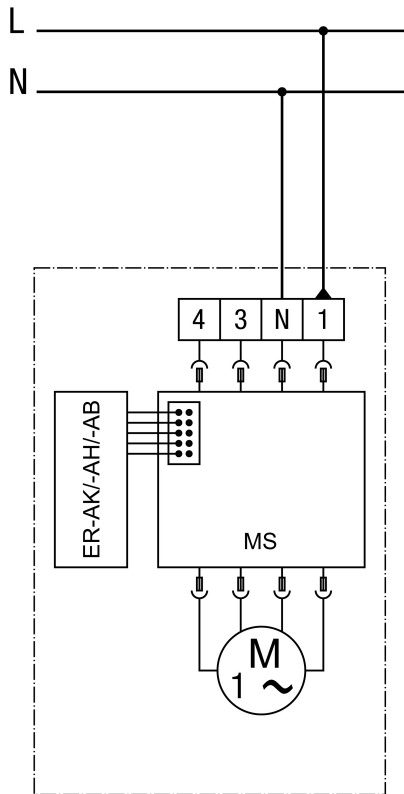
Base and full load can be switched

Connection is made in the housing

# WIRING DIAGRAM

## ER-A

Connection variant for interval, humidity, movement for ER-AK, ER-AH, ER-AB,  
ER-AK NFC, ER-AH NFC, ER-AB NFC



MS - motor control  
Connection is made in the housing